

PlantWAVE

CADWorx Pro

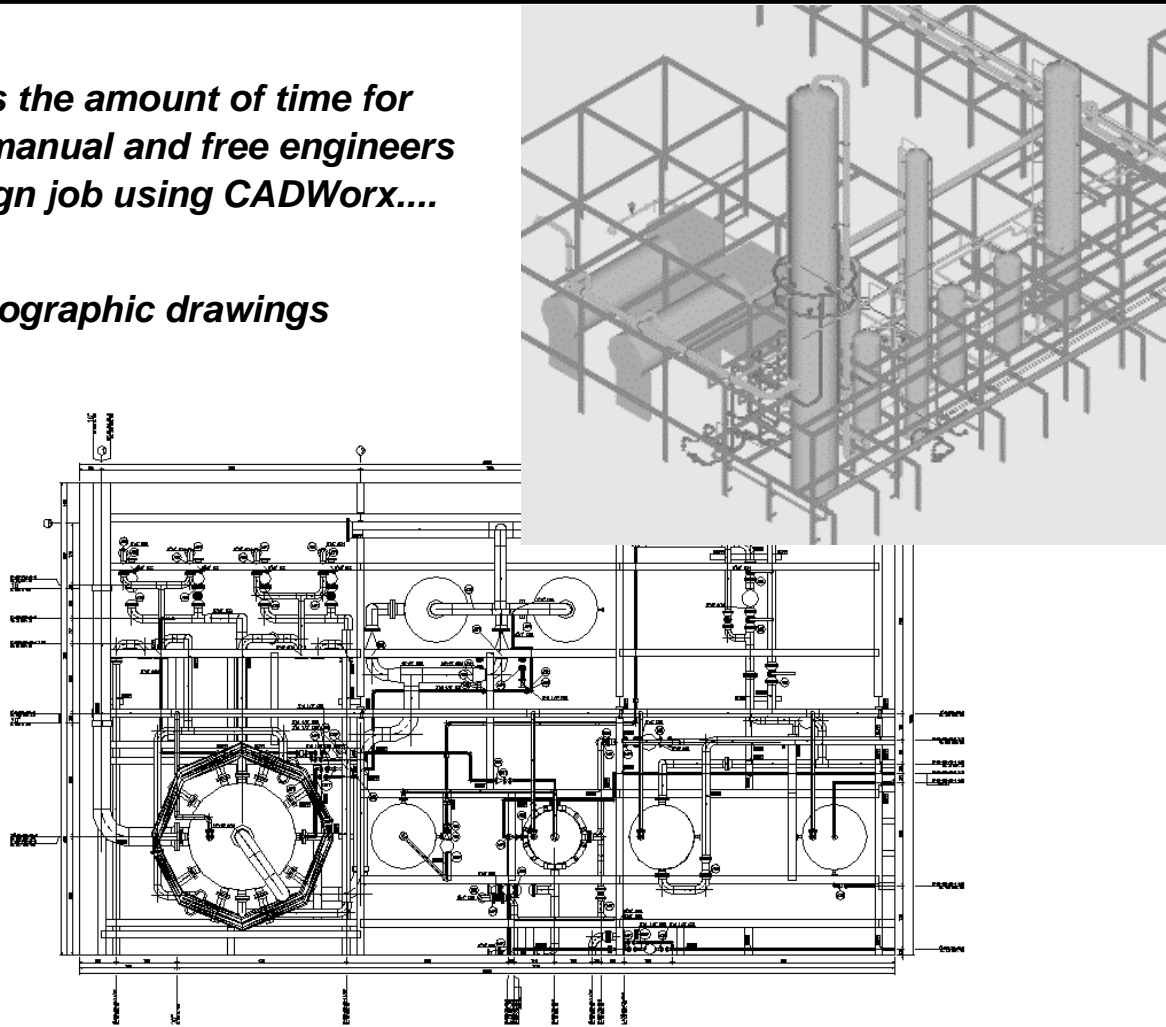
Powerful Tool of Automatic Piping GA Drawing Solution for CADWorx®

PlantWAVE eliminates the amount of time for making drawings by manual and free engineers to focus on their design job using CADWorx....

Industry standard orthographic drawings generation in minutes.

PlantWAVE CADWorx family

- PlantWAVE CADWorx Pro
 - For the professional users
- PlantWAVE CADWorx Light
 - For the general users
- NetPlantWAVE CADWorx Pro
 - For the multiple concurrent users



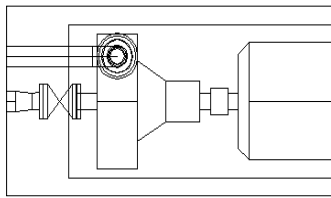
- Support multiple project configurations for various options.
 - Pro version only
- Generates dimensioned & annotated 2D drawings in the model space of AutoCAD.
 - Single/double line display for pipes with 2D Symbols (elbow, tee, weld mark etc.)
- Batch processing for multiple drawings (for Pro version Only)
- One PlantWAVE License must be purchased for each CADWorx Plant or Plant Professional license



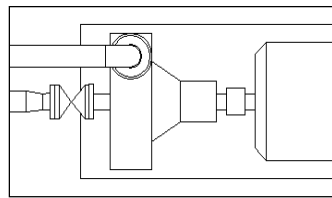
9SQ provides PlantWAVE CADWorx Pro, which is the powerful tool of the automatic generation of the piping GA drawings for CADWorx in batch style executing based on the knowledge based engineering technology.

PlantWAVE Features

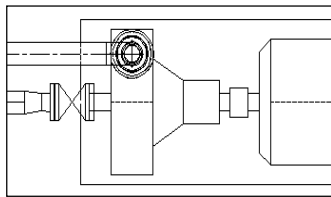
- Management by "PROJECT" for the working environments
 - All the option values are saved to a "project" setting file and reloaded to keep the same drawing condition.
- Very fast generation of drawings (in minutes per drawing)
- Various Options
 - Managing, drawing and runtime options
- 2D Hidden Drawing generation in AutoCAD by PlantWAVE's HSR (Hidden Surface Removal) processor.
 - single/double/mixed line display by pipe size
 - Applying component symbol such as elbow, tee with opening and weld mark, section mark etc.



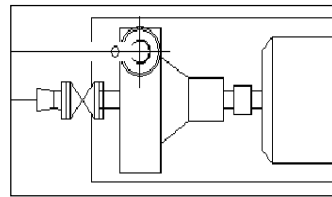
(a) Hidden On



(b) Hidden Off



(c) Hidden On with dotted centerline



(d) Hidden Off with Symbol mark

- Enhanced & sophisticated FSS (Free Space Search & Update) processor to find the best location for placing annotations in the drawing.
- Easy to use
 - An intuitive UI and all the job can be done in PlantWAVE without visiting to CADWorx
- Batch execution according to stages
 - Drawing only, Annotation or Both
- View creation in PlantWAVE
 - Supports Single, Multiple, Composite views and View-in-view
 - Interactive view arrangement of drawing in AutoCAD
- Drawing Editor
 - Drawing can be enhanced in AutoCAD
- Others
 - reporter, utility(batch plot) etc.
- Movie instruction for the beginners

MANAGING OPTIONS

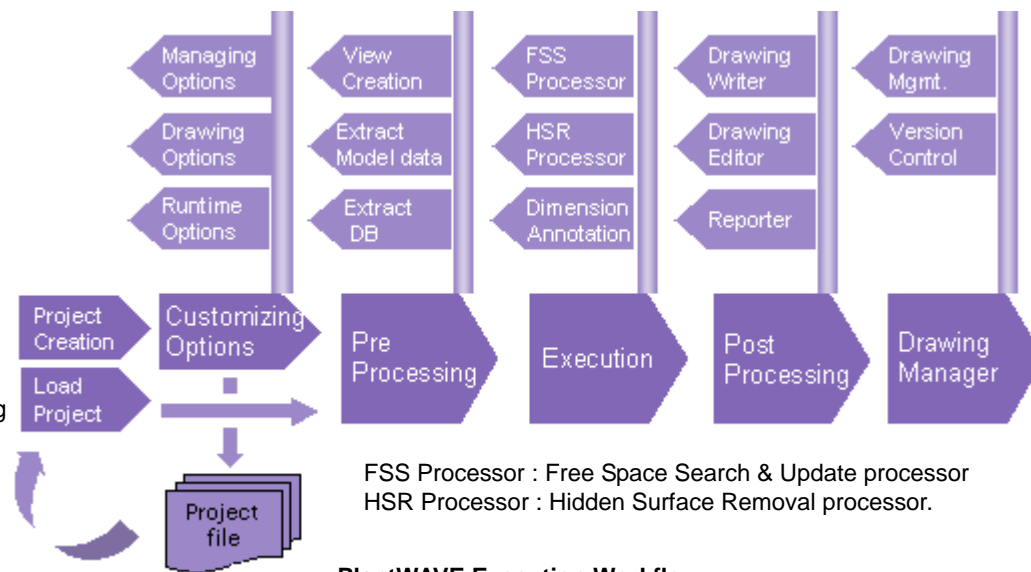
- Project management (options)
- Drawing Management (file, drawing version no)

DRAWING OPTIONS

- Layer, Dimension Option to completely work with AutoCAD
- Hidden Option
 - Pipe (single/double line display),
 - Elbow (Weld / SW & THD type), Tee
- Annotation Option
 - Inside / Outside annotation
 - line number, instrument, support, nozzle, equipment, structure, valve.
 - flow-mark, equipment hatching, slope mark etc.
- Distance/Area Option
 - switching inside/outside annotation
- Others
 - Border, view data (match line, volume, coordinate)
 - chart (revision history chart) etc.

RUNTIME OPTIONS

- Output unit(metric/inch-feet)
- Placement Priority of Inside annotations
- Free Space Searching Density
 - Sparse/Average/Dense mode
- Free Space Searching Boundary
 - Fast/Middle/Detail mode
- Output filtering (Labeling or function On/Off)



FSS Processor : Free Space Search & Update processor
 HSR Processor : Hidden Surface Removal processor.

PlantWAVE Execution Workflow

9Sq Co. Ltd.

401 Plexium, Yoido-Dong Youngdungpo-Ku Seoul 150-870 Korea

TEL : +82(0)2-761-9035 • FAX: +82(0)505-761-9036

Email: sales@9sq.co.kr • http://www.9sq.co.kr